Coordinates & Graphs: 7 Medium Practice Paper

Q1. The graph shows what a taxi firm charges. What is the cost of a journey of 4 miles?

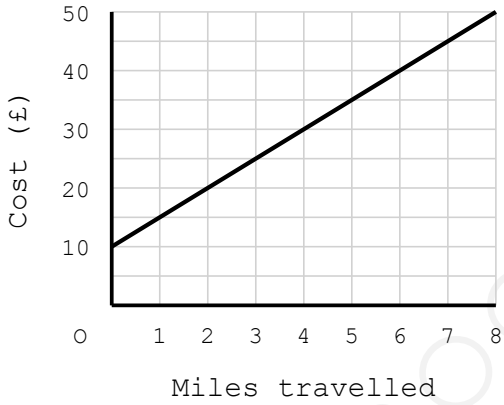

A. £20 *B.* £25 *C.* £30 *D.* £35 *E.* £40

Q2. Use the same taxi graph. What does the firm charge before any miles have been travelled at all?

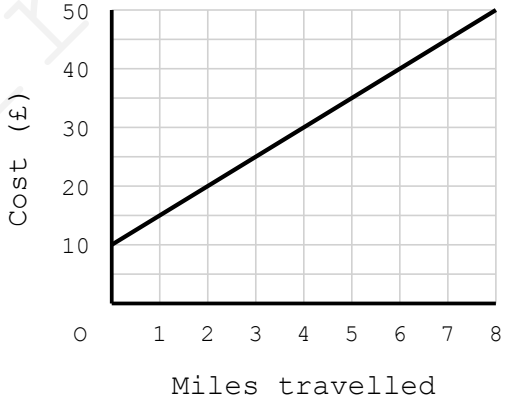

A. £0 *B.* £5 *C.* £10 *D.* £15 *E.* £20

myfreeschool

Q3. Use the same taxi graph. How many miles can be travelled for £40?

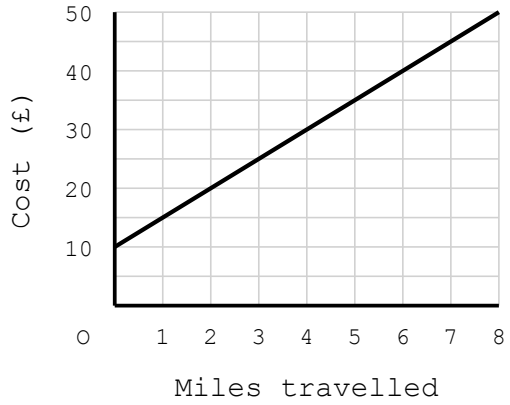

A. 4 *B.* 5 *C.* 6 *D.* 7 *E.* 8

Q4. Which of these lines is the steepest?

A. y = x + 9

B. y = 2x + 7

C. y = 3x

D. y = 4x − 2

E. y = 5x − 1

Q5. Which of these lines slopes downwards as you move from left to right?

A. y = 5 − x

B. y = 2x + 1

C. y = x − 5

D. y = 3x

E. y = 4

Q6. Where does the line y = 2x − 8 cross the x-axis?

A. (−4, 0) *B.* (0, −8) *C.* (0, 4) *D.* (4, 0) *E.* (8, 0)

myfreeschool

Q7. Two lines are drawn on the grid. One is y = x + 2 and the other is the line that falls from left to right. What are the coordinates of the point where they cross?

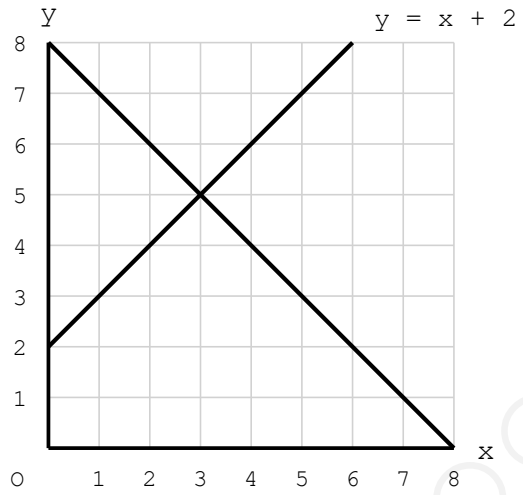

A. (2, 4) *B.* (3, 5) *C.* (4, 4) *D.* (4, 6) *E.* (5, 3)

Q8. The point (3, k) lies on the line y = 4x − 5. What is the value of k?

A. 2 *B.* 5 *C.* 7 *D.* 12 *E.* 17

Q9. This table of values follows one rule. Which equation fits it?

x: 0, 1, 2, 3
y: 5, 8, 11, 14

A. y = 3x + 5

B. y = 5x + 3

C. y = 3x − 5

D. y = x + 5

E. y = 8x

Q10. Which of these points does NOT lie on the line y = 2x + 3?

A. (0, 3) *B.* (1, 5) *C.* (2, 7) *D.* (3, 10) *E.* (4, 11)

myfreeschool

Q11. Which of these lines is parallel to the line $y = 3x - 4$?

A. $y = 3x + 2$

B. $y = 4x - 3$

C. $y = 3 - 4x$

D. $y = x + 3$

E. $y = 4 - 3x$

Q12. The graph shows how tall a sunflower was at the end of each week. In which week did it grow the most?

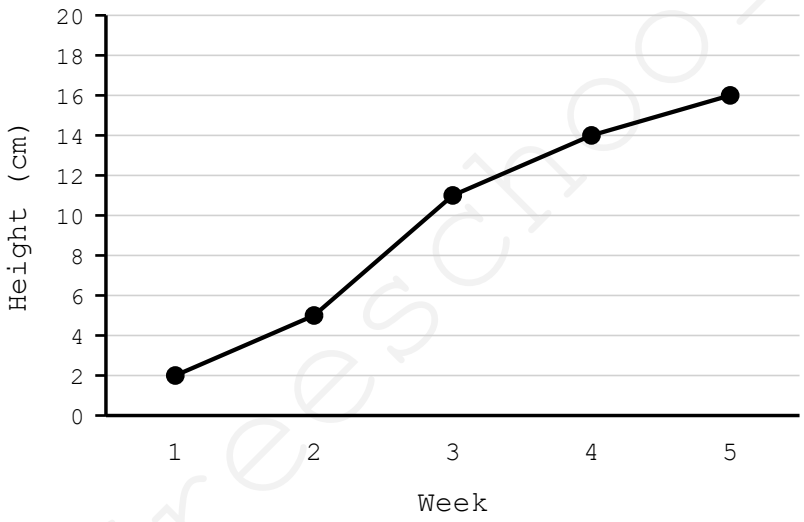

A. Week 1 *B.* Week 2 *C.* Week 3 *D.* Week 4 *E.* Week 5

myfreeschool

Q13. Use the same sunflower graph. How much taller was the sunflower at the end of week 5 than at the end of week 1?

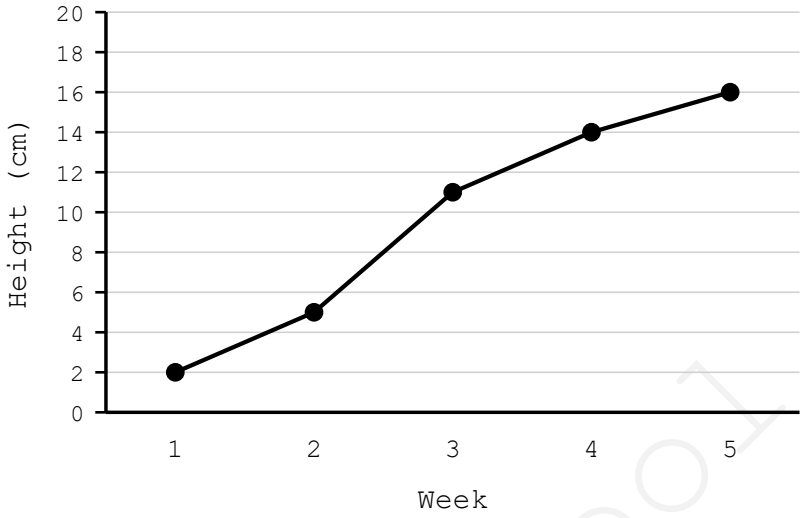

A. 11 cm *B.* 12 cm *C.* 14 cm *D.* 16 cm *E.* 18 cm

Q14. A graph of the cost of tickets against the number of tickets bought is a straight line passing through the origin. What does that tell you?

A. Every ticket costs the same amount

B. There is a booking fee to pay as well

C. Tickets get cheaper the more you buy

D. Tickets get dearer the more you buy

E. The tickets are free

Q15. On a straight-line graph through the origin, 4 books cost £20. At the same rate, what would 7 books cost?

A. £23 *B.* £28 *C.* £30 *D.* £35 *E.* £40

myfreeschool