Data Handling & Probability: Medium Practice Paper 5

Q1. The bar chart shows the marks pupils scored in a spelling test, grouped into bands. How many pupils scored between 6 and 8 marks?

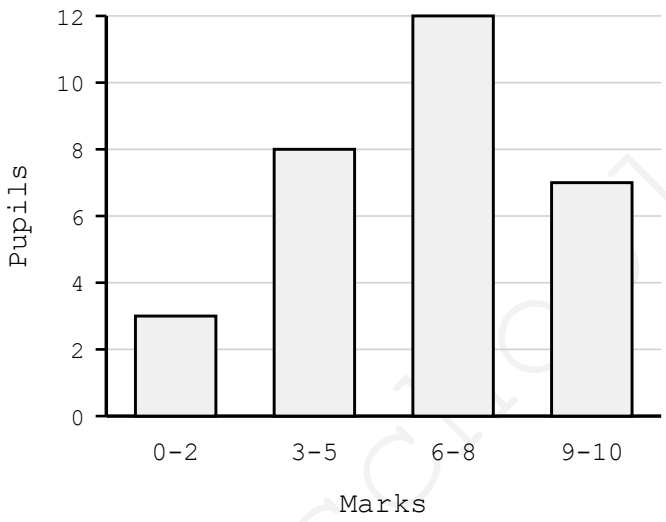

A. 7 B. 8 C. 10 D. 12 E. 15

myfreeschool

Q2. Use the bar chart. How many pupils took the spelling test?

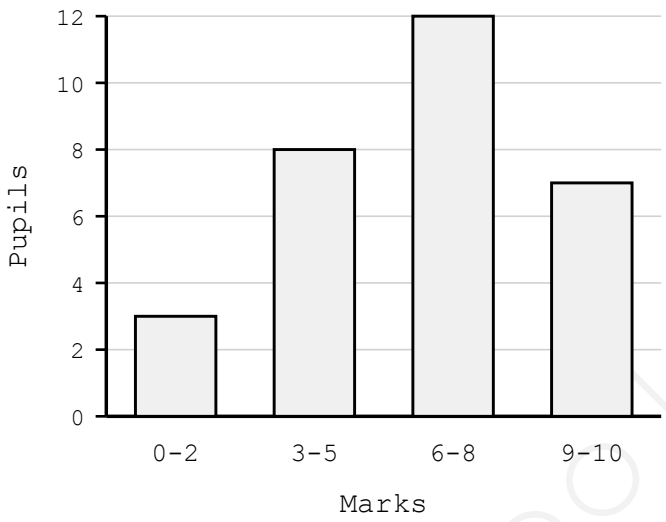

A. 28 B. 30 C. 32 D. 34 E. 36

Q3. Use the bar chart. How many pupils scored 6 marks or more?

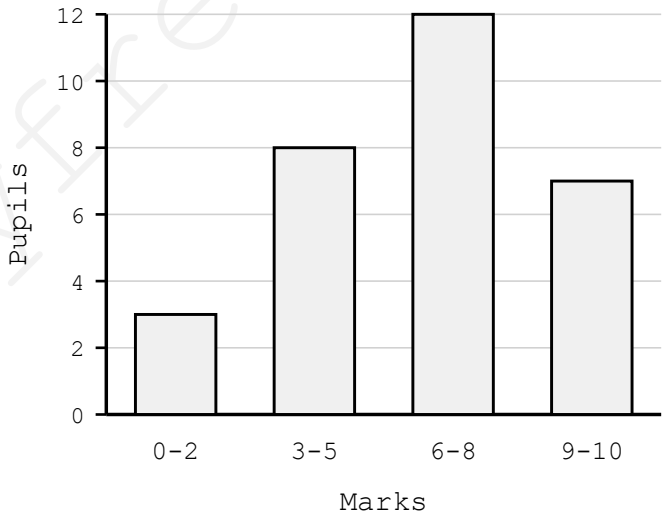

A. 19 B. 20 C. 22 D. 23 E. 25

myfreeschool

Q4. The pictogram shows the pizzas sold by a takeaway each day. How many pizzas were sold on Thursday?

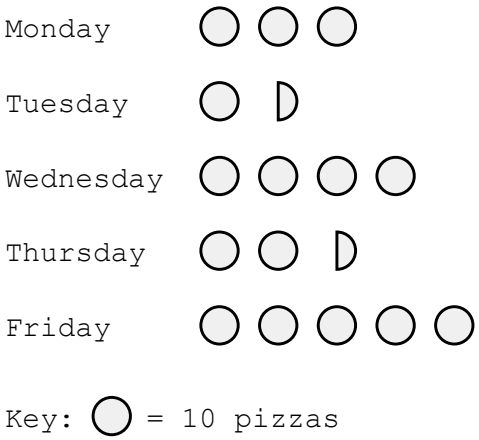

A. 15 B. 20 C. 25 D. 30 E. 35

Q5. Use the pictogram. On which day were exactly 15 pizzas sold?

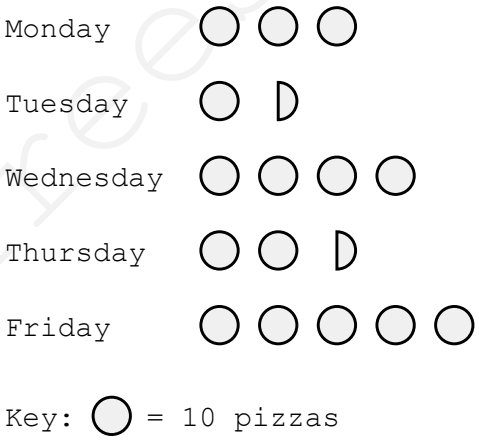

A. Monday B. Tuesday C. Wednesday D. Thursday E. Friday

Q6. What is the range of this set of numbers?

12, 15, 12, 18, 15, 12, 20

A. 3 B. 4 C. 5 D. 6 E. 8

myfreeschool

Q7. The table shows the goals scored by a team in 10 matches. What is the mean number of goals per match?

Goals	Number of matches
1	3
2	5
3	2

A. 1.5 B. 1.8 C. 1.9 D. 2.0 E. 2.5

Q8. A pack holds 20 cards numbered 1 to 20. One card is taken at random. What is the probability that the number on it is a multiple of 5?

A. 1/5 B. 1/4 C. 1/3 D. 2/5 E. 1/2

Q9. The spinner has 6 equal sections. What is the probability that it does not land on A?

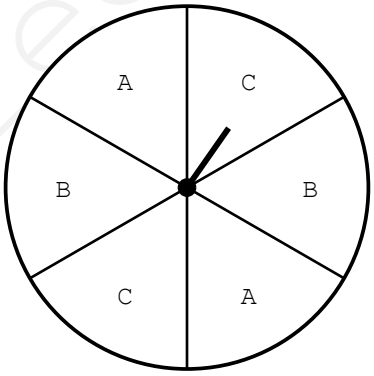

A. 1/6 B. 1/3 C. 1/2 D. 2/3 E. 5/6

myfreeschool

Q10. The Venn diagram shows the subjects pupils chose as their favourite. How many pupils chose at least one of maths and science?

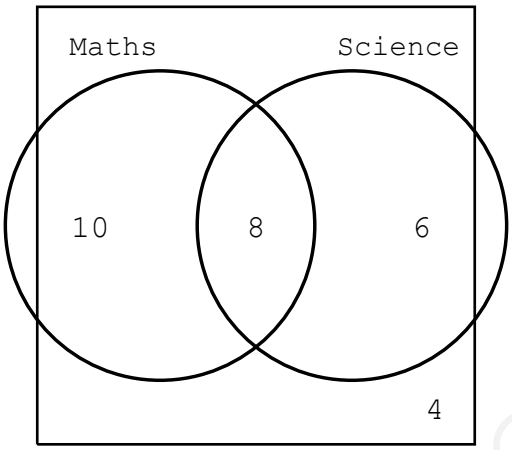

A. 14 B. 16 C. 18 D. 20 E. 24

Q11. Use the Venn diagram. What fraction of the pupils chose both subjects?

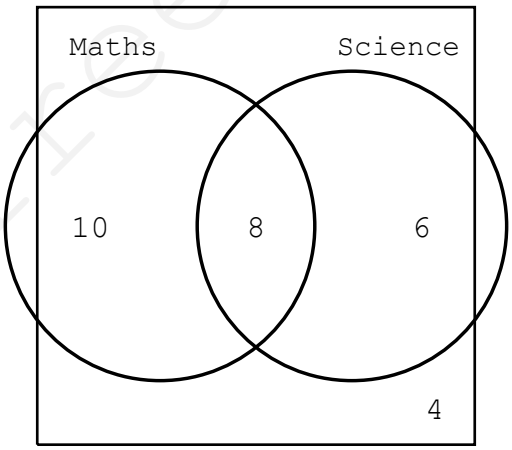

A. 1/7 B. 3/14 C. 2/7 D. 5/14 E. 3/7

myfreeschool

Q12. The line graph shows a shop's sales each month. By how much did the sales fall from March to April?

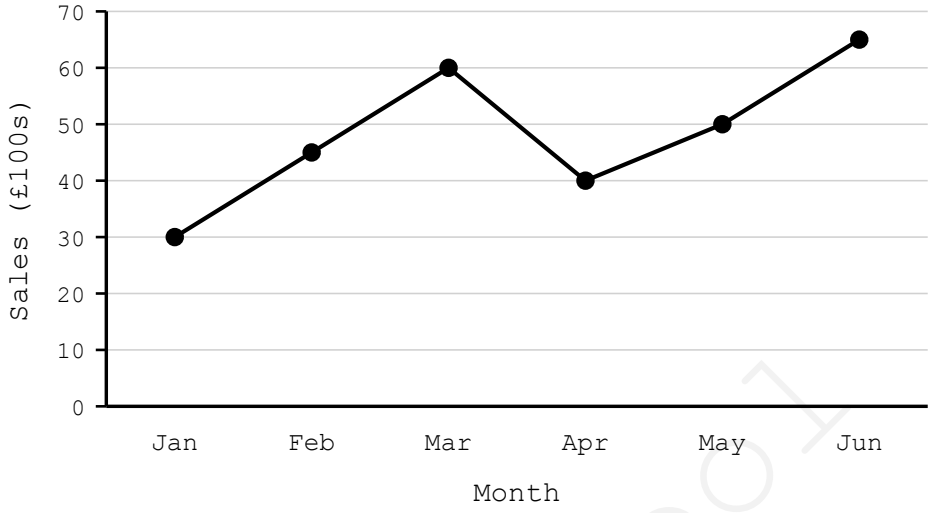

A. 20 B. 25 C. 30 D. 35 E. 40

Q13. The pie chart shows the hair colour of 36 pupils, and the brown sector fills exactly half the circle. How many pupils have brown hair?

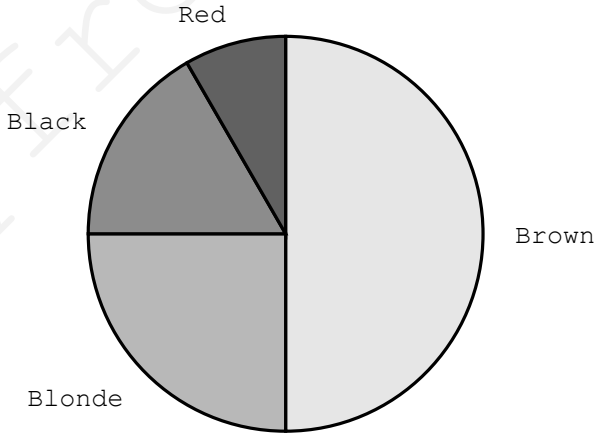

A. 12 B. 18 C. 24 D. 27 E. 30

myfreeschool

Q14. The two-way table shows which hand pupils write with. How many pupils are right-handed?

Pupils	Left-handed	Right-handed
Boys	3	14
Girls	2	11

A. 17 B. 20 C. 22 D. 25 E. 28

Q15. A spinner is designed so that it lands on red on a quarter of its spins. If it is spun 80 times, how many reds would you expect?

A. 4 B. 8 C. 10 D. 16 E. 20

myfreeschool