Data Handling & Probability: Medium Practice Paper 4

Q1. The bar chart shows the books borrowed from the library by each year group. How many books did Year 5 borrow?

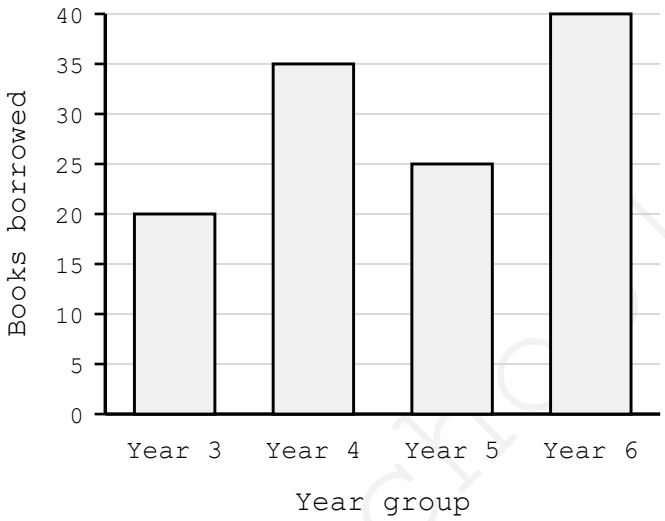

A. 15 B. 20 C. 25 D. 30 E. 35

Q2. Use the bar chart. How many books were borrowed altogether?

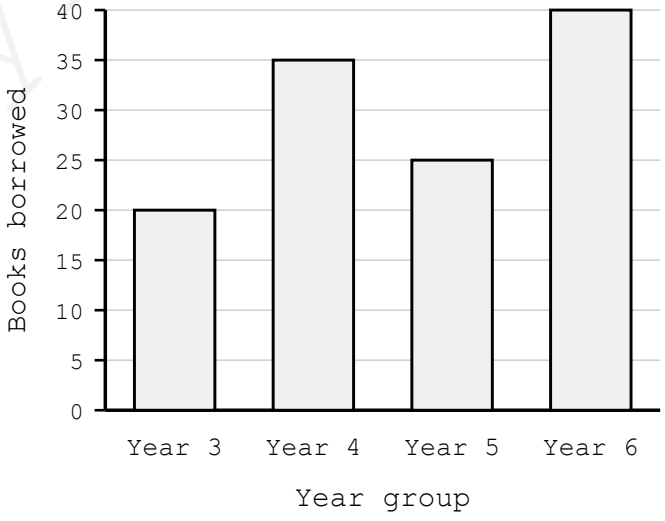

A. 120 B. 125 C. 130 D. 135 E. 140

myfreeschool

Q3. Use the bar chart. What is the mean number of books borrowed by a year group?

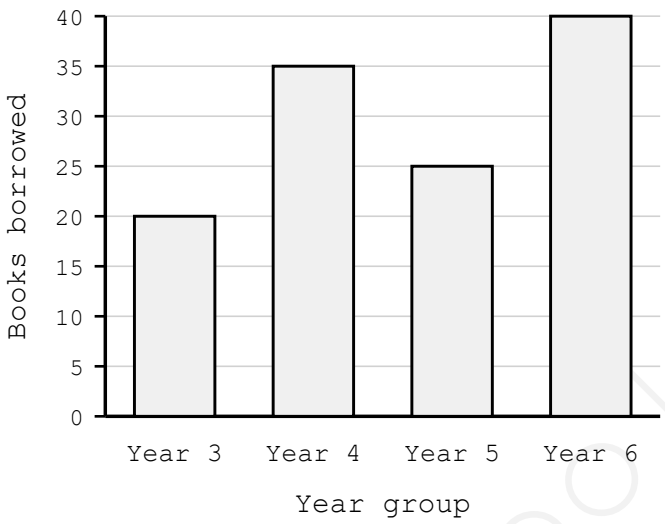

A. 24 B. 26 C. 28 D. 30 E. 32

Q4. The pictogram shows the school dinners chosen each day. How many dinners were chosen on Wednesday?

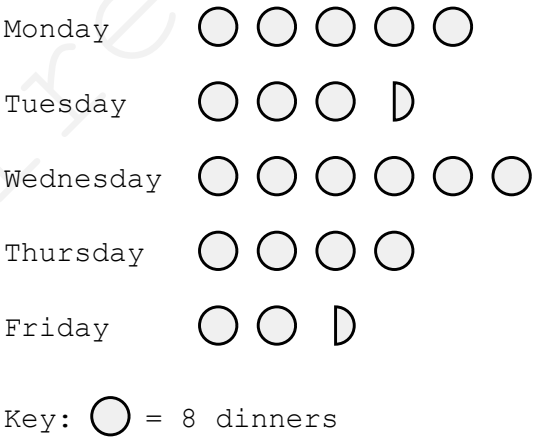

A. 24 B. 32 C. 40 D. 44 E. 48

myfreeschool

Q5. Use the pictogram. How many more dinners were chosen on Monday than on Tuesday?



A. 8 B. 12 C. 16 D. 20 E. 24

Q6. The mean of five numbers is 8. Four of the numbers are 5, 9, 12 and 6. What is the fifth number?

A. 4 B. 6 C. 7 D. 8 E. 10

Q7. What is the median of these eight numbers?

12, 7, 9, 15, 11, 6, 14, 10

A. 10.5 B. 11 C. 11.5 D. 12 E. 12.5

Q8. The range of a set of numbers is 18 and the smallest number is 7. What is the largest number?

A. 11 B. 18 C. 25 D. 28 E. 32

Q9. A jar holds 24 sweets: 9 are mint, 7 are lemon and 8 are toffee. One sweet is taken without looking. What is the probability that it is not a mint?

A. 3/8 B. 1/2 C. 7/12 D. 3/5 E. 5/8

myfreeschool

Q10. The pie chart shows the 90 books in a class library sorted by type. The adventure sector has an angle of 80°. How many adventure books are there?

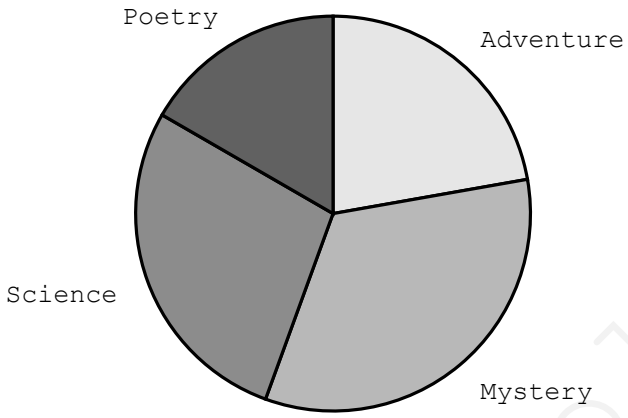

A. 16 B. 20 C. 24 D. 30 E. 36

Q11. Use the same pie chart of 90 books. The mystery sector has an angle of 120°. How many mystery books are there?

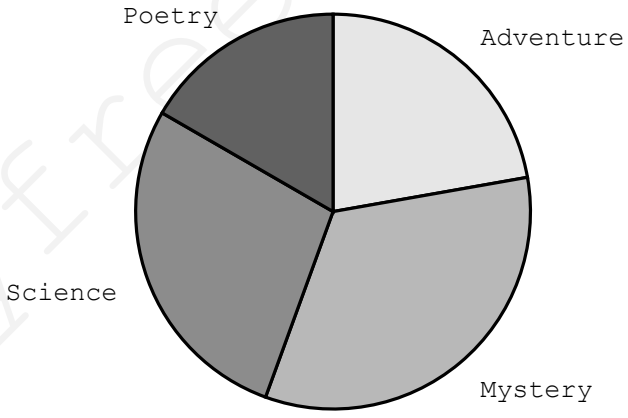

A. 18 B. 20 C. 25 D. 30 E. 36

myfreeschool

Q12. The two-way table shows the pets owned by two classes. How many Year 6 pupils own a pet?

Pupils	Dog	Cat	No pet
Year 5	11	9	5
Year 6	13	7	5

A. 20 B. 22 C. 24 D. 25 E. 30

Q13. Use the two-way table. What fraction of all the pupils own no pet?

Pupils	Dog	Cat	No pet
Year 5	11	9	5
Year 6	13	7	5

A. 1/25 B. 1/10 C. 1/8 D. 1/6 E. 1/5

Q14. The line graph shows how far a walker was from home during the morning. How far did the walker travel between 10 am and 12 pm?

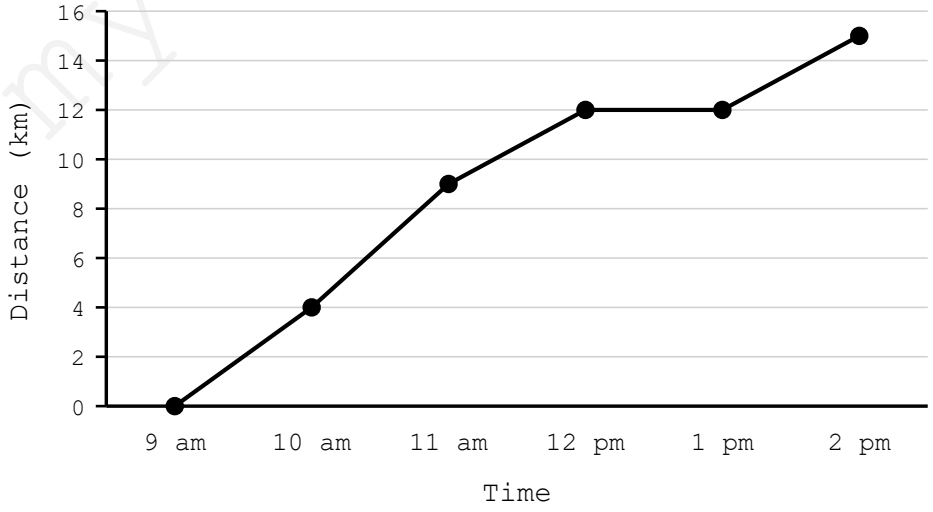

A. 4 km B. 5 km C. 8 km D. 9 km E. 12 km

Q15. A fair coin is flipped and a fair six-sided dice is rolled. What is the probability of getting a head and a 6?

A. 1/36 B. 1/12 C. 1/8 D. 1/6 E. 1/2

myfreeschool